
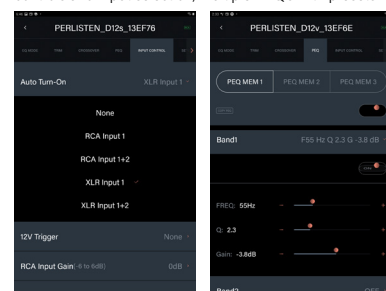


**MODEL D12s Subwoofer:** Small footprint, big sound. Benefiting from many of the technologies of our flagship subs, these sealed subs generate amazing performance in the smallest footprint. Low Q, shallow rolloff response geared for sound quality and smoothly integrating into the listening room. Also, a great choice for using multiple subs to optimize in room response and smooth out seat-to-seat variation. The smallest subwoofer in the series, yet packs enough punch to be certified THX Dominus using a pair of D12s subs. Powered by our 1.5kW amplifier, all functions and safeties are controlled by a 48-bit data bath DSP and 32-bit ARM M4 Cortex processor, able to react in microseconds, powerful enough to slam. Ground up drivers developed by our team of engineers. Carbon fiber composite diaphragms, multiple aluminum shorting rings, massive magnets, multi-layer Nomex spiders and lightweight aluminum voice coil wire are the key ingredients - Proprietary nonlinear modeling techniques allow us to simulate all these components and then optimize for real world driver performance - free air and in box. Further refinement is done with the aid of Klippel laser measurements to dial things in. All D-Series subs share our 2.4" LCD touchscreen display and ability to control advance settings using our App.

APP Control - iOS and Android




Advanced APP User interface - customizable turn-on controls and input selection, multiple PEQ's with presets.



Processor - 32-bit ARM Cortex M4



DSP Engine - 48-bit data paths



## D12s

Technical Specifications:	
Alignment	acoustic suspension
Amplifier	1.5kW rms short term
Display Interface	2.4" LCD color touchscreen
App	iOS and Android
Processor	32-bit Arm Cortex M4, double precision floating point math
DSP Engine	Ti DSP 48-bit data paths
Driver compliment	300mm, Carbon fiber diaphragm +/-30mm linear excursion
Reference sensitivity	92dB / 150mV/ 1.0m
Frequency Response	
THX EQ	20-289Hz (-6dB) / 16-330Hz (-10dB)
Boost (Large Room) EQ	16-289Hz (-6dB) / 14-330Hz (-10dB)
Cut (Small Room) EQ	25-289Hz (-6dB) / 19-330Hz (-10dB)
Inputs	(2) Balanced XLR (2) Unbalanced RCA
Outputs	(2) Balanced XLR unbuffered (2) Unbalanced RCA unbuffered
Parametric EQ	10-Band PEQ with 3 user presets
Low Pass filter	bypass, 30-160Hz, slope 6,12,18,24dB/oct
Phase	variable 0-270°
Polarity	normal / inverted
Configurable Auto turn-on and 12v Trigger	XLR 1, XLR 1+2, RCA 1, RCA 1+2
Dimensions (HxWxD)	448 x 420 x 450mm 17.6 x 16.5 x 17.7"
Weight	41.0 kg (90.2 lbs.)
Certification	THX Dominus
Available finishes	piano black, custom finishes available

