



THE CUSTOM INSTALLER'S SMARTER CHOICE.

The CI Pro series is *Crafted in Canada* and takes performance to the next level with patented technology, step-up components, and hallmark Paradigm sound quality, plus a new bezel-free micro-perf grille with an incredibly discreet aesthetic.



MATCHING GRILLES:

Mix and match CI Home, CI Pro and CI Elite for a seamless aesthetic from room-to-room!

Mineral-filled polypropylene cones with patented† **Active Ridge Technology (ART™)** surrounds, made in-house and overmolded directly onto each cone, achieve greater excursion for a 3dB gain in distortion-free output (50% greater) compared to drivers with standard surrounds.

† US patents: D654,479S and 8,340,340B2.

NEW X-PAL™ tweeter with exclusive Perforated Phase-Aligning (PPA) tweeter lens protects the delicate pure-aluminum tweeter dome and acts as the Phase Plug, blocking out-of-phase frequencies for smoother, extended high frequencies with incredible detail and higher output.

Tweeters are cooled by our patent pending **RED™ die-cast aluminum housing** (see below) and the original ultra-stable **Ferrofluid**, made exclusively by Ferrotec.

Die-cast aluminum chassis, baffles (in-wall models only), and clamps add strength and rigidity for better bass and midrange, along with a more durable installation.

Pocketed screw holes help to hold the drill steady, making installation a snap.

Magnetically attached grilles: neodymium magnets hold grilles firmly in place.

NEW Reduced Edge Diffraction (RED™) Technology (patent pending) RED™ technology is a die-cast aluminum tweeter housing that significantly reduces negative effects of diffraction while improving critical midrange frequencies. The irregular edges and off-center placement break up standing waves typically found around the woofer cone and tweeter housing of traditional designs. Additionally, the aluminum structure dissipates unwanted heat which increases power handling and allows a lower crossover frequency, improving sound and reducing distortion.

NEW Rear Component Shielding protects internal parts from debris. The polycarbonate material creates an installation that will not warp. Flat covers also make it easy to lie speakers down during the installation process without tipping.



Active Ridge Technology (ART™)



Rear Component Shielding









Reduced Edge Diffraction (RED™) Technology (patent pending)

New! Bezel-Free, Micro-Perf Grille



Technical Specifications

Design	P65-R 	P80-R 	P80-SM 	P80-A 	P65-IW 	P80-IW 
	2-driver, 2-way in-ceiling, SHOCK-MOUNT™ Isolation Mounting System, nylon-blended rigid baffle	2-driver, 2-way in-ceiling, SHOCK-MOUNT™ Isolation Mounting System, nylon-blended rigid baffle	3-driver, 2-way in-ceiling, switcheable stereo/mono, SHOCK-MOUNT™ Isolation Mounting System, nylon-blended rigid baffle	2-driver, 2-way in-ceiling, 30° Angled Guided Soundfield™ System, SHOCK-MOUNT™ Isolation Mounting System, nylon-blended rigid baffle	2-driver, 2-way in-wall, SHOCK-MOUNT™ Isolation Mounting System, die-cast aluminum baffle	2-driver, 2-way in-wall, SHOCK-MOUNT™ Isolation Mounting System, die-cast aluminum baffle
Crossover	2nd-order electro-acoustic at 2.5 kHz	2nd-order electro-acoustic at 2.5 kHz	2nd-order electro-acoustic at 2.0 kHz	2nd-order electro-acoustic at 2.0 kHz	2nd-order electro-acoustic at 2.5 kHz	2nd-order electro-acoustic at 2.5 kHz
High Frequency Driver	1" (2.5cm) X-PAL™ dome, ferro-fluid damped / cooled, Reduced Edge Diffraction (RED™) Technology, Perforated Phase-Aligning (PPAW™) Tweeter Lens	1" (2.5cm) X-PAL™ dome, ferro-fluid damped / cooled, Reduced Edge Diffraction (RED™) Technology, Perforated Phase-Aligning (PPAW™) Tweeter Lens	Two 1" (2.5cm) X-PAL™ domes, ferro-fluid damped / cooled, Reduced Edge Diffraction (RED™) Technology, Perforated Phase-Aligning (PPAW™) Tweeter Lens	1" (2.5cm) X-PAL™ dome, ferro-fluid damped / cooled, Reduced Edge Diffraction (RED™) Technology, Perforated Phase-Aligning (PPAW™) Tweeter Lens	1" (2.5cm) X-PAL™ dome, ferro-fluid damped / cooled, Reduced Edge Diffraction (RED™) Technology, Perforated Phase-Aligning (PPAW™) Tweeter Lens	1" (2.5cm) X-PAL™ dome, ferro-fluid damped / cooled, Reduced Edge Diffraction (RED™) Technology, Perforated Phase-Aligning (PPAW™) Tweeter Lens
Bas / Mid-range	6.5" (16.5cm) mineral-filled polypropylene cone, overmolded Active Ridge Technology (ART™) surround, die-cast aluminum chassis	8" (20.3cm) mineral-filled polypropylene cone, overmolded Active Ridge Technology (ART™) surround, die-cast aluminum chassis	8" (20.3cm) mineral-filled polypropylene cone, overmolded Active Ridge Technology (ART™) surround, die-cast aluminum chassis	8" (20.3cm) mineral-filled polypropylene cone, overmolded Active Ridge Technology (ART™) surround, die-cast aluminum chassis	6.5" (16.5cm) mineral-filled polypropylene cone, overmolded Active Ridge Technology (ART™) surround, die-cast aluminum chassis	8" (20.3cm) mineral-filled polypropylene cone, overmolded Active Ridge Technology (ART™) surround, die-cast aluminum chassis
Low Freq. Extension*	41 Hz	39 Hz	40 Hz	39 Hz	35 Hz	30 Hz
Frequency Response (0-15 degree window)	±3 dB from 75 Hz - 22 kHz	±3 dB from 64 Hz - 22 kHz	±3 dB from 64 Hz - 22 kHz	±3 dB from 58 Hz - 22 kHz	±3 dB from 70 Hz - 22 kHz	±3 dB from 55 Hz - 22 kHz
Frequency Response (30-45 degree window)	±3 dB from 75 Hz - 18 kHz	±3 dB from 64 Hz - 18 kHz	±3 dB from 64 Hz - 18 kHz	±3 dB from 58 Hz - 18 kHz	±3 dB from 70 Hz - 18 kHz	±3 dB from 55 Hz - 22 kHz
Sensitivity - Room	91.5 dB	92 dB	92.5 dB	93 dB	91.5 dB	91.5 dB
Sensitivity - Anechoic	87.5 dB	88.0 dB	88.5 dB	89 dB	87.5 dB	87.5 dB
Suitable Amplifier Power Range	15-100 W	15-110 W	15-110 W Mono; 15-55 W / channel Stereo Input	15-110 W	15-120 W	15-150 W
Maximum Input Power	80 W	80 W	100 W Mono / 50 W Stereo	80 W	90 W	100 W
Impedance	Compatible with 8 ohms	Compatible with 8 ohms	Compatible with 8 ohms	Compatible with 8 ohms	Compatible with 8 ohms	Compatible with 8 ohms
Dimensions with grille: (h x w x d)	8-7/8" (diameter) x 4-1/4" (depth) (22.6cm x 10.7cm)	10-1/4" (diameter) x 4-1/2" (depth) (26.1cm x 11.4cm)	10-1/4" (diameter) x 4-1/2" (depth) (26.1cm x 11.4cm)	12-5/8" x 6-1/8" (32.0cm x 15.5cm)	11-1/4" x 8-1/8" x 3-7/8" (28.7cm x 20.7cm x 9.9cm)	12-5/8" x 9-1/4" x 4" (32.1cm x 23.4cm x 10.2cm)*
Cut-Out Dimensions	7-3/4" (19.7cm) diameter	9-3/16" (23.4cm) diameter	9-3/16" (23.4cm) diameter	11-7/16" (29.1cm) diameter	10-3/16" x 7" (25.8cm x 17.8cm)	11-9/16" x 8-1/16" (29.3cm x 20.5cm)
Minimum Mounting Depth <i>Distance behind 1/2" drywall or similar material</i>	3-5/8" (9.2cm)	3-7/8" (9.8cm)	3-7/8" (9.8cm)	5-5/8" (14.3cm)	3-3/8" (8.6cm)	3-3/8" (8.6cm)
Weight	5.7 lbs (2.6 kg)	6.4 lbs (2.9 kg)	7.0 lbs (3.2 kg)	6.6 lbs (3 kg)	8.2 lbs (3.7 kg)	8.6 lbs (3.9 kg)
Finish	White, paintable grille black/grey speaker	White, paintable grille, black/grey speaker	White, paintable grille, black/grey speaker	White, paintable grille, black/grey speaker	White, paintable grille, black/grey speaker	White, paintable grille, black/grey speaker



FBX-160
(P65-IW)



FBX-60
(P85-R)

Fireproof Backboxes
Paradigm in-ceiling applications can be spec'd for multiple dwelling units. Our backboxes meet the following requirements:

- One-Hour Fire-Rating requirements
- For Use in Air Handling Spaces requirements. Paradigm backboxes will contain fire, gas, smoke and heat within the enclosure for up to one hour.

Backboxes are sold separately.



Want a square aesthetic?
Square grille available for these models:
P65-R, P80-R, P80-SM, and P80-A
Install adaptor when installing speaker.

