


USER MANUAL

PH-1000

*Thank you for purchasing one of our units
and welcome into the Gold Note world,
where we turn High-End audio and music
into a new experience.*

Maurizio Aterini,
founder of Gold Note

A handwritten signature in black ink, appearing to read 'Maurizio Aterini', with a stylized flourish at the end.

IMPORTANT SAFETY INFORMATIONS

PLEASE NOTE

- 1 Do not disassemble any part of the product.
- 2 Do not use any part of the product for other purposes.
- 3 For service and problems of any kind, contact qualified Gold Note personnel.
- 4 Protect the product from rain, humidity and keep away from heat sources, electric and electronic motors etc. The power cord supplied must be used only on this unit.
- 5 Gold Note does not have responsibility for any improper use of this unit.

GENERIC INFORMATION

- | Read these instructions and store them.
- | Heed all warnings.
- | Follow the instructions.
- | Do not use this apparatus near water.
- | Clean only with a dry cloth.
- | Do not block the ventilation openings and install in accordance with the manufacturer's instructions.
- | Do not install near heat sources such as radiators, heat registers, stoves or other apparatus (including amplifiers) that produce heat.
- | Do not defeat the safety purpose of the polarised or grounding-type plug: a polarised plug has two blades with one wider than the other.

A grounding type plug has two blades and a third grounding prong. The wide blade

or the third prong are provided for your safety. If the provided plug does not fit into your outlet, consult an electrician for replacement of the obsolete outlet.

- | Protect the power cord from being walked on or pinched particularly at plugs, convenience receptacles, and the point where they exit from the apparatus.
- | Only use attachments/accessories specified by the manufacturer.
- | Use only with the cart, stand, tripod, bracket, or table specified by the manufacturer, or sold with the apparatus. When a cart is used, use caution when moving the cart/apparatus combination to avoid injury from tip-over.
- | Unplug this apparatus during lightning storms or when unused for long periods of time.
- | Refer all servicing to qualified service personnel only.
- | Servicing is required when the apparatus has been damaged in any way (such as when the power cord or plug is damaged, liquid has been spilled or objects have fallen into the apparatus, the apparatus has been exposed to rain or moisture) and in any case when the apparatus does not operate normally or has been dropped.

This appliance has a serial number located on the rear panel.
Please record the model and serial number and retain them for your records.

MODEL

SERIAL NUMBER



CAUTION!

To reduce the risk of electric shock, do not remove cover (or back). No user-serviceable parts inside. Refer only to qualified Gold Note service personnel for service.

WARNING!

To prevent fire or shock hazard, do not expose this appliance to rain or moisture.



DISPOSAL OF WASTE ELECTRICAL & ELECTRONIC EQUIPMENT

Disposing of this product correctly will help to prevent potential negative consequences for the environment and human health, which could otherwise arise from inappropriate waste handling. The recycling of materials will help to conserve natural resources. Penalties may be applicable for incorrect disposal of this waste, in accordance with national legislation.

| INDEX

INTRODUCTION AND FEATURES	1
TECHNICAL SPECIFICATIONS	3
FRONT PANEL	5
REAR PANEL	6
SELECT FUNCTIONS	7
DISPLAY OVERVIEW	8
FIRMWARE UPDATE	10
WARRANTY AND SERVICE	10
TROUBLESHOOTING	11
RELATED PRODUCTS	13

| PACKAGE CONTENT

1x

PH-1000

1x

AC CABLE

1x

USER
MANUAL

1x

REMOTE
CONTROL

| INTRODUCTION AND FEATURES

THE MOST ADVANCED PHONO STAGE

The PH-1000 is simply the best Phono Stage we have ever created, a unique piece of audio engineering designed to be innovative in every possible way and 100% made in Italy. Featuring Class-A exclusive discrete components, a Class-A headphone output, +40 EQ curves preset, 4 custom EQ curves manually adjustable, and the high-quality Class-A line preamp which comes as an optional.

For the first time ever, you will be able to play virtually any record the way it's meant to be thanks to more than 40 EQ curves available, or even customise the EQ curves manually by adjusting three main parameters - that's why the PH-1000 is a complete game-changer, opening a new era in vinyl reproduction.

PERFECT CARTRIDGE MATCHING

With 7 Gain and 12 Load levels, as well as 6 Capacitance options dedicated to MM cartridges, it is the ideal phono stage for high-performance analogue systems, capable of driving even the most exotic of cartridges with perfect synergy, making the PH-1000 a professional instrument for high-end studio recording.

On top of that, you can change settings and make ultra-fine adjustments, including the EQ curve, on the go by simply using the SKC and the display as you are playing music. Our innovative technology allows the best ease of use while preserving entirely the sound quality as it works in the analogue domain: the interface is digital and independent from the audio path, which is completely analogue. The result is an ultra-low noise phono stage with high gain and no audio filters.

All the functionalities are in fact managed through discrete audio-grade components and sealed single switches, always shortening the signal path to deliver superior audio quality and extract even the finest details from the vinyl record. Powered by our custom firmware, the PH-1000 can be easily updated via computer when necessary.

MAXIMUM FLEXIBILITY

The PH-1000 offers 3 independent inputs, two RCA and one XLR. There are also 2 other inputs, one RCA and one XLR, that can be used either for the external load plugs for even finer control of the Load or as line inputs on the PH-1000 with Preamp.

Add the other functionalities, such as the Headphone Output, the Stereo/Mono control with phase inversion, the L/R Channel Swap and the Rumble Subsonic Filter and here you have it, the most advanced phono stage on the market.

HIGH-QUALITY COMPONENTS

The level of quality meets the highest standard throughout the entire production: from the aluminium ultra-solid chassis machined with precision to the electronic components and circuitry that undergo strict QC computer-controlled tests.

40+ EQ CURVES

RIAA, Capitol, Columbia/CBS, Deutsche Grammophon, Decca London USA, Decca London UK and Decca Mono 78rpm, Epic, HMW, Mercury, RCA Victor, Philips, Elektra, L'Oiseau-Lyre, Parlophone, and more. Each curve can be "enhanced" with our proprietary technology inspired by the Neumann Cutting Lathe for superior dynamic and musicality.

TOTAL CONTROL

The PH-1000 shows every detail on the colour display powered by our proprietary firmware. With the SKC [Single Knob Control technology] and the display, you have an intuitive system to easily control the phono stage and quickly make fine-adjustments without even interrupting the playback.

HEADPHONE OUTPUT

You can now enjoy the shortest audio path ever with the PH-1000, your turntable and your headphones - that's all you need for the audio signal to go from the vinyl directly into your headphones without the need of additional stages.

MODULAR DESIGN

For the most demanding audiophiles, the PH-1000 can also be further enhanced with our external power supply PSU-1250/PSU-1000, or even the external tube output stage TUBE-1012/TUBE-1006, to reach the highest level of musical realism in terms of dynamic, details, and imaging.

| TECHNICAL SPECIFICATIONS

MAIN FEATURES

- | Frequency response: 20Hz – 20KHz
- | +20 EQ presets, 4 custom setups (infinite variable curves), all with “Enhanced” option @ +/- 0.3dB max.
- | THD (Total Harmonic Distortion): <0.01% MAX
- | Signal to noise ratio: -100dB
- | Dynamic range: 110dB
- | Output impedance: 50Ω
- | Subsonic filter: 10Hz/36dB octave (ON/OFF)
- | Mono/Stereo: Stereo, Stereo 180°, Mono, Mono 180°, Mono L
- | Channel Swapping: R/L, L/R
- | IR receiver for multifunctional remote control

AUDIO OUTPUTS

- | 1x RCA (@1Volt)
- | 1x XLR (@4Volt)
- | 1x Output Stereo for Tube (balanced GN) for optional TUBE-1012 & TUBE-1006

POWER

- | Dual-Mono linear power supply 100-240V with automatic selection
- | Power consumption: 30W
- | PSU Input for external power supply Gold Note PSU-1250 & PSU-1000

AUDIO INPUTS

- | 2x RCA (0.1mV MC up to 8.0mV MM)
- | 1x XLR (0.1mV MC)
- | Load: 12 options [100KΩ, 75KΩ, 47KΩ, 33KΩ, 22KΩ, 1KΩ, 470Ω, 220Ω, 100Ω, 47Ω, 22Ω, 10Ω]
- | Capacitance MM: 100pF, 150pF, 220pF, 330pF, 470pF, 1000pF
- | Gain: 65dB MC, 40dB MM with 7 options [-9dB, -6dB, -3dB, 0dB, +3dB, +6dB, +9dB]

RCA IN 1: PHONO stereo unbalanced

RCA IN 2: PHONO stereo unbalanced

RCA IN 3: EXTERNAL LOAD/LINE stereo unbalanced (external load for fine adjustment or line)

XLR IN 1: PHONO stereo balanced

XLR IN 2: EXTERNAL LOAD/LINE stereo balanced (external load for fine adjustment or line)

DIMENSIONS AND WEIGHT

Dimensions:

430mm W | 135mm H | 375mm D
630mm W | 350mm H | 600mm D - boxed

Weight:

Kg. 12 - net
Kg. 17 - boxed

FINISHES

Brushed Aluminium available in Black, Silver or Gold

UPGRADES

- | PSU-1250/1000 Ext. Inductive Power Supply
- | TUBE-1012/1006 Valve Output Stage

EQ CURVES

- | 20+ EQ Curve presets dedicated to Stereo, Mono and 78rpm records, or Flat.
- | 4 manually adjustable EQ Curve setups
- | Enhanced option ON/OFF (Neumann Cutting Lathe)

6 CAPACITANCE LEVELS

100pF, 150pF, 220pF, 330pF, 470pF, 1000pF to finely match any MM cartridge.

RUMBLE SUBSONIC FILTER ON/OFF

Reduces distortion at low frequencies and prevents uncontrolled vibrations of the drivers.

CLASS-A PREAMPLIFIER STAGE

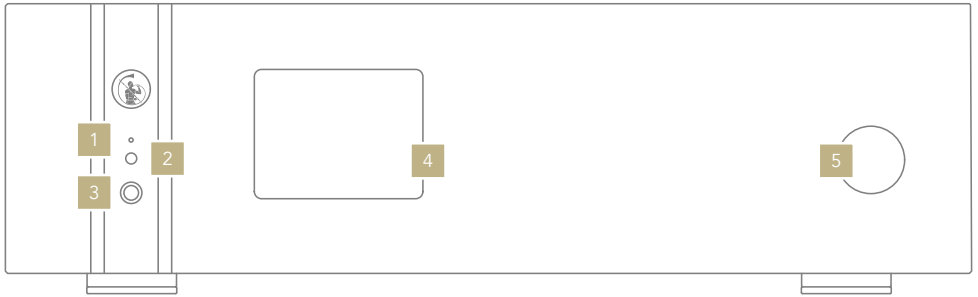
The PH-1000 optionally comes with a pure Class-A preamp stage, turning 1 RCA and 1 XLR into line stage inputs to be used with other audio sources (DACs, Streamers, CD players) for unprecedented versatility.

| FRONT PANEL

FRONT PANEL OVERVIEW

The PH-1000 shows every detail on the colour display powered by our proprietary firmware. With the SKC [Single Knob Control technology] and the display, you have an

intuitive system to easily control the phono stage and quickly make fine-adjustments without even interrupting the playback.




- 1 LED: Standby (red), PSU Ext (green), ON (blue), OFF
- 2 IR
- 3 Headphone output
- 4 Display
- 5 SKC (Single Knob Control)

| REAR PANEL

REAR PANEL OVERVIEW

The PH-1000 offers 3 independent inputs, two RCA and one XLR. There are also 2 other inputs, one RCA and one XLR, that can

be used either for the external load plugs for even finer control of the Load or as line inputs on the PH-1000 with Preamp.



ANALOGUE INPUTS

- 1 RCA 1 Phono and GND 1 (ground connector)
- 2 RCA 2 Phono and GND 2 (ground connector)
- 3 RCA 3 Line and GND 3 (ground connector)
- 4 XLR 1 Phono (MC only)
- 5 XLR 2 Line

ANALOGUE OUTPUTS

- 6 RCA Line
- 7 XLR Line
- 8 Tube

POWER AND OTHERS

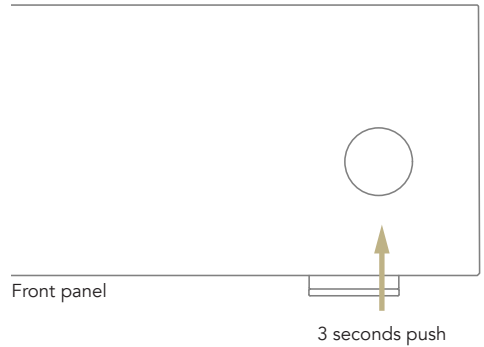
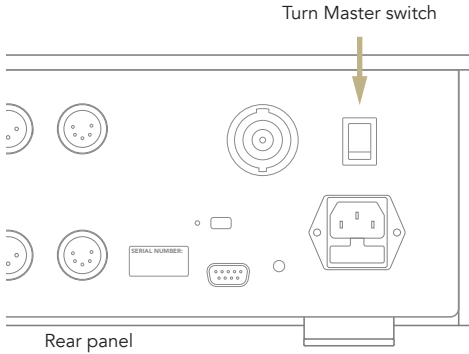
- 9 USB-Mini (for firmware updates only)
- 10 PSU IN
- 11 Master switch ON/OFF
- 12 RS IN
- 13 IR
- 13 AC plug IEC standard

| SELECT FUNCTIONS

TURNING ON/OFF PH-1000

Use the MASTER SWITCH on the rear panel to power PH-1000: the STATUS LED will turn ON to indicate that PH-1000 is in Standby.

Then push the Single Knob Control for three seconds to activate the PH-1000: the STATUS LED will turn blue.



HOW TO SELECT THE FUNCTIONS

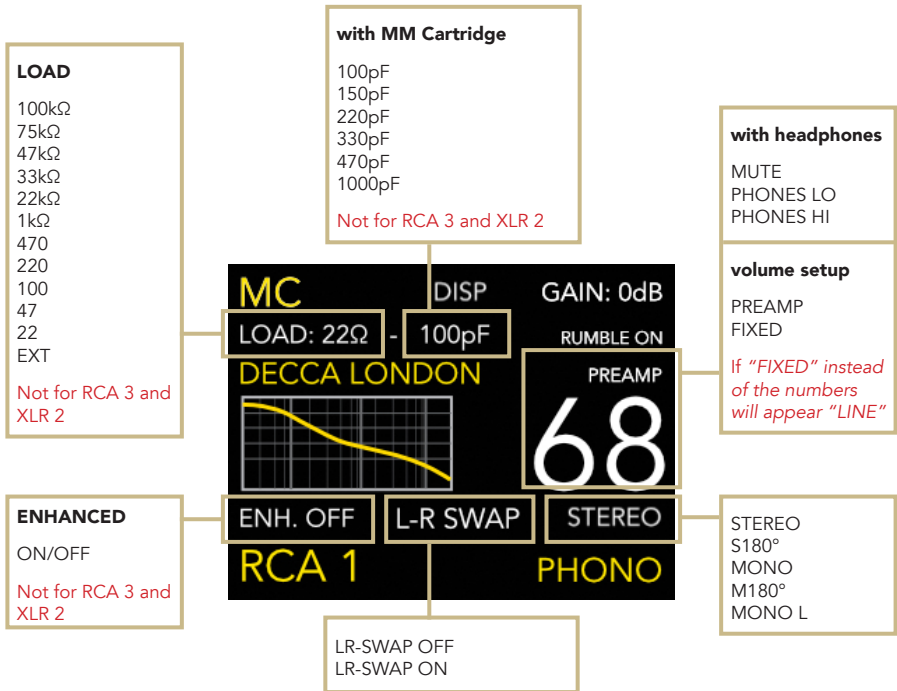
- 1 Press the knob once to activate the SELECTION FRAME.
- 2 Turn the knob left or right until the desired function is highlighted by in white then press the knob to select it.
- 3 The frame will turn red: now you can turn the knob to change the function.
- 4 Press the knob again when the desired value is set to confirm and exit the selection.



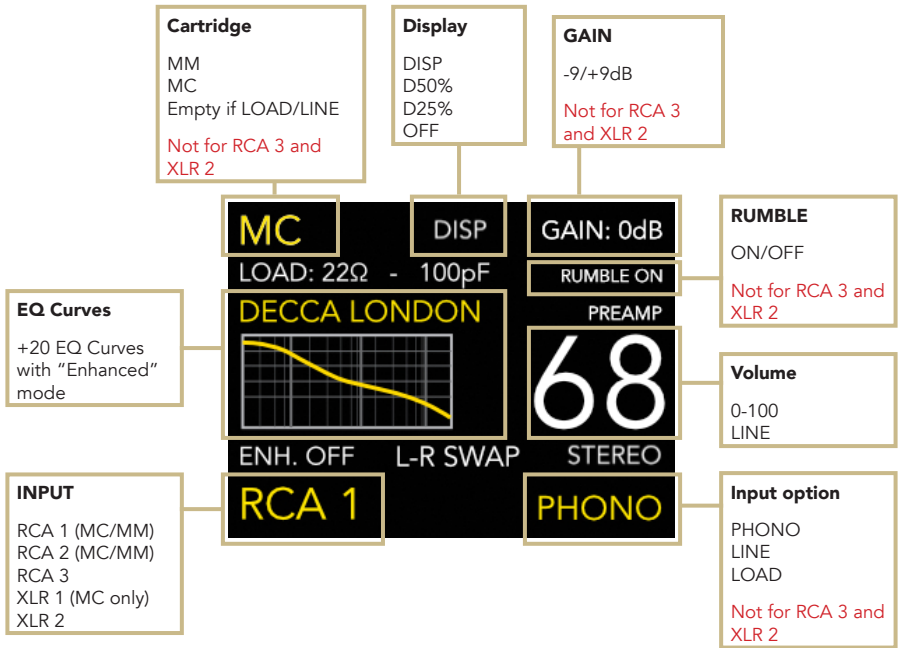
| DISPLAY OVERVIEW

SETTINGS AND FEATURES part 1

All the features of the PH-1000 are shown on the display. When selected (red selection frame), each item gives access to the settings as described in the pictures below.



SETTINGS AND FEATURES part 2



| FIRMWARE UPDATE

We are constantly striving to deliver the best user experience and audio quality with our products, releasing new firmware updates is part of our commitment.

Please keep your Gold Note unit updated to the latest firmware whenever possible, that's the best way to ensure that your system is delivering the highest performance.

To check if there's a new firmware version available and to learn how to update your unit, please scan the QR-Code and visit the dedicated page on our website.



<https://www.goldnote.it/update/ph-1000/>

| WARRANTY AND SERVICE

WARRANTY

To validate the warranty it is necessary to register the unit on the Gold Note internet website within 15 days from the purchase on www.goldnote.it/warranty

If the unit is not registered correctly or has been purchased from a different country of the purchaser home address the unit will not be covered by any warranty and the registration will be refused.

The warranty does not cover in any case: Tubes, Phono Cartridge Stylus and Batteries.

Do not return any object directly to the factory or to the distributor without being authorised to do so.

In such cases both GOLD NOTE and the distribution agents decline responsibility of any kind. For more information please visit www.goldnote.it/service

PLEASE NOTE

Descriptions and technical characteristics may vary at any time and without notice.

SERVICE

Every GOLD NOTE product is the result of meticulous technological research and consequently their correct functioning is guaranteed. In spite of this, it is possible that problems may emerge which non-specialist users cannot resolve.

In this case, contact your dealer to be advised on how the fault can be solved.

| TROUBLESHOOTING

PROBLEM	CAUSE	SOLUTION
Buzzing noise coming from the loudspeakers.	The phono stage is very sensitive to the surrounding environment.	Try different placements of the phono stage and ensure that the environment is not affected by RFI/EMI. Always use only shielded cables.
	The ground connector is not plugged in correctly.	Try to plug and unplug the ground connectors to find the best solution for your specific audio system.
	The interconnect inputs are not plugged in.	Always connect the interconnect input to test how the phono stage performs.
	The listening volume is very high while no music is playing.	High performance phono stages will produce a buzzing noise when the volume is high. It's normal when no music is playing and with MC gain selection.
	The tonearm and the cartridge are not installed properly.	Check the installation and the tonearm.

PROBLEM	CAUSE	SOLUTION
The sound seems off.	<ul style="list-style-type: none"> Any MC and MM cartridge has specific values that should be set to achieve the best performance. 	<ul style="list-style-type: none"> Refer to the manufacturer's specifications to set up MC and MM cartridges.
PH-1000 is not working.	<ul style="list-style-type: none"> The interconnect cables used on the input/output are not shielded. 	<ul style="list-style-type: none"> Always use only shielded cables.
	<ul style="list-style-type: none"> The power cord is not plugged in. 	<ul style="list-style-type: none"> Connect the power cord properly and ensure the power outlet is working.
	<ul style="list-style-type: none"> The interconnect cables are not connected to the tonearm. 	<ul style="list-style-type: none"> Ensure that the interconnect the cables are properly plugged in.
	<ul style="list-style-type: none"> The IEC fuse is blown. 	<ul style="list-style-type: none"> Replace it with one of the same value.

If you have any questions contact us at: service@goldnote.it

| RELATED PRODUCTS

CARTRIDGES

| TUSCANY

Low Output MC Phono Cartridge.
Born from 20 years of design experience,
the flagship model is the best cartridge we
have ever made.

| MACHIAVELLI MkII

Low Output MC Phono cartridge.
The perfect host for your music collection
offering perfect balance and great
dynamics.

| DONATELLO

High and Low output MC Phono Cartridge.
Born from the challenge to design the best
sounding cartridge of its category.

TURNTABLES

| MEDITERRANEO

Inspired by our Tuscan heritage, beauty
and technical perfection are united in this
unique creation of a musical instrument.

| GIGLIO

A turntable that brings out the Italian style
underlining the capacity of craftsmanship
through an exceptional object.

| PIANOSA

For this creation we have curated even
the smallest details with extreme attention
which will awaken new musical sensations.



Find the products on our website

<https://www.goldnote.it/products/>

ELECTRONICS

P-1000 MkII

A full-function Class-A audio preamplifier for real music lovers.

PA-1175 MkII

An innovative power amplifier with a selectable damping factor for easy matching with various types of loudspeakers.

PSU-1250/1000

An external power supply that guarantees ideal operating conditions for the series 1000 electronics.

TUBE-1012/1006

The best way to improve the sonic performance of electronics from Gold Note and other manufacturers.

SPEAKERS

XS-85

This full range, 3 way speaker with anti-turbulence rear bass reflex is the best we have ever made.

XT-7

A full range, 3 way speaker with anti-turbulence rear bass reflex and an unmistakable look.

A6 EVO

A slim loudspeaker with a modern Italian look for excellent sound performances.

A3 EVO

An elegant and compact bass reflex 2 way loudspeaker with a modern Italian look and a surprising audiophile sound.



Designed and handmade in Firenze, Italy
www.goldnote.it
service@goldnote.it

copyright ©2020 Akamai S.r.l. All rights reserved