



MACHIAVELLI GOLD MKII

OWNER'S MANUAL

GOLD NOTE
il suono italiano

Thank you for your purchase of the MACHIAVELLI GOLD MKII stereo cartridge.
Read these Operating Instructions carefully before using your MACHIAVELLI GOLD MKII and keep it for future reference.

Before Using

1. The Stylus is very delicate. Applying excessive force to the stylus, such as pressing with a finger can break it. Handle the cartridge with the utmost care.
2. A powerful magnet is used in the cartridge. Note that carelessly bringing a steel screwdriver or other such item near the cartridge will result in it being attracted by the magnet and may result in damage to the stylus, so care must be taken.

Package Content

- Cartridge body
- Stainless Steel no-magnetic two sets of head-shell fixing 2,5mm screws
- 2mm Allen Wrench
- Owner's Manual

Method of Use

1. Mounting the cartridge on the tone arm Head-Shell using the supplied Allen Wrench and one set of the 2,5mm screws. Adjust it to the stylus position specified for the turntable system you are using mounting it properly without tilting or turning it. (See Figure 1.)

- The output terminals are colours coded for identification as illustrated in Figure 2. Match the colors of the tone arm head-shell leads to the terminals and connect each other properly.

NOTE:

When connecting the cartridge, be sure to use the tipped leads and press them onto the terminals. Applying heat to the output terminals of the cartridge, such as in direct soldering, will cause internal damage to the cartridge, such as wire breakage.

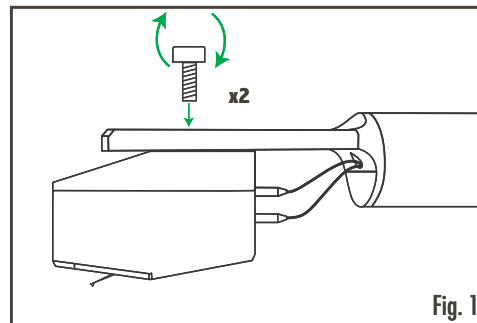


Fig. 1

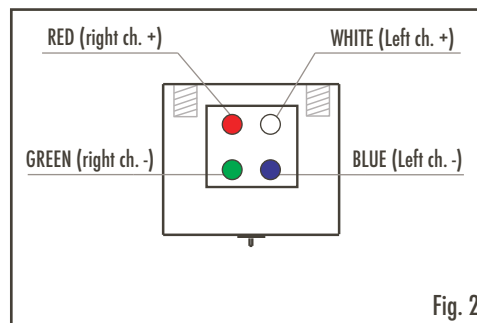


Fig. 2



MACHIAVELLI GOLD MKII

OWNER'S MANUAL

GOLD NOTE
il suono italiano

Thank you for your purchase of the MACHIAVELLI GOLD MKII stereo cartridge.
Read these Operating Instructions carefully before using your MACHIAVELLI GOLD MKII and keep it for future reference.

Before Using

1. The Stylus is very delicate. Applying excessive force to the stylus, such as pressing with a finger can break it. Handle the cartridge with the utmost care.
2. A powerful magnet is used in the cartridge. Note that carelessly bringing a steel screwdriver or other such item near the cartridge will result in it being attracted by the magnet and may result in damage to the stylus, so care must be taken.

Package Content

- Cartridge body
- Stainless Steel no-magnetic two sets of head-shell fixing 2,5mm screws
- 2mm Allen Wrench
- Owner's Manual

Method of Use

1. Mounting the cartridge on the tone arm Head-Shell using the supplied Allen Wrench and one set of the 2,5mm screws. Adjust it to the stylus position specified for the turntable system you are using mounting it properly without tilting or turning it. (See Figure 1.)

- The output terminals are colours coded for identification as illustrated in Figure 2. Match the colors of the tone arm head-shell leads to the terminals and connect each other properly.

NOTE:

When connecting the cartridge, be sure to use the tipped leads and press them onto the terminals. Applying heat to the output terminals of the cartridge, such as in direct soldering, will cause internal damage to the cartridge, such as wire breakage.

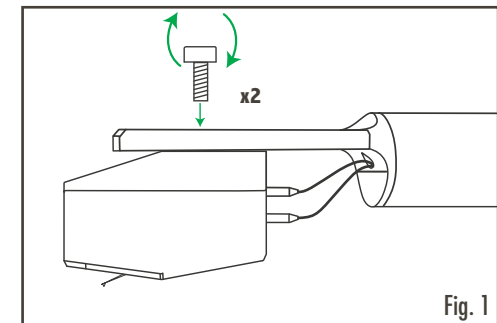


Fig. 1

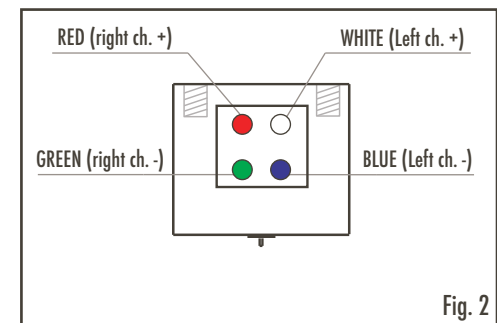
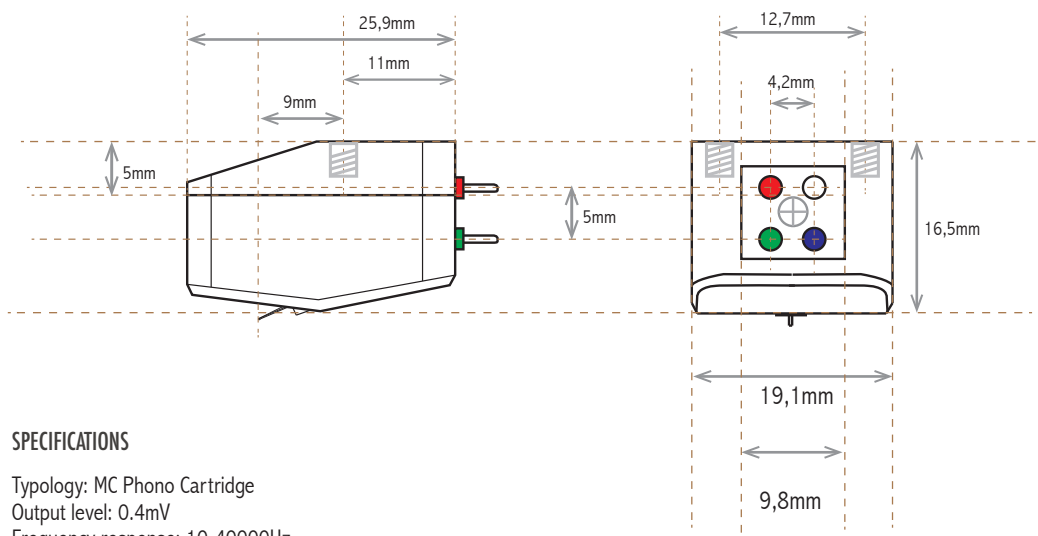


Fig. 2

The **Machiavelli Gold MKII** is a High-Class low output MC phono cartridge features premium design Gold Note developed over the years of experience to get out the best out of any vinyl record. The Machiavelli Gold Boron extra rigid cantilever handles a high precision Line Contact diamond developed with Ogura, one of the world most famous professional Diamond manufacturer. The diamond stylus is inserted and blocked into the Boron cantilever handled by a telescopic pipe increases the coupling rigidity. The cantilever suspension is made by elastic no deformable harmonic steel spring rigidly blocked to eliminate vibrations enhancing the tracking ability of the cartridge the best. Besides, the increased lighted body of the cartridge, featuring only 10gram mass enables superb vibration control. The thin and long gold plated pin connectors enable the ideal contact with arm cinches; the good contact unable energy dispersion and better grounding for a more silent music background to reach all minor details listening to the music.

The Machiavelli Gold because the 30ohm high internal impedance and 0.4mV output level it can be easily matched with MC phono preamp correctly set-up without Step-Up transformers.

Please Note: to preserve the uniqueness all Machiavelli Gold cartridges have the serial number indelibly engraved in the recessed area of the top of the cartridge body.



SPECIFICATIONS

Typology: MC Phono Cartridge
 Output level: 0.4mV
 Frequency response: 10-40000Hz
 Impedance: 30Ω
 Suggested load: 470Ω
 Compliance: 10×10-6cm/dyne
 Channel separation: >28dB
 Suggested tracking weight: 1.8 to 2.1g
 Cantilever: Boron
 Diamond: Line Contact
 Diamond Size: 5×20μm
 Coil Wire: Copper
 Magnet: Samarium-Cobalt
 Mounting hole diamond distance: 9mm

Physical

Total weight: 10g

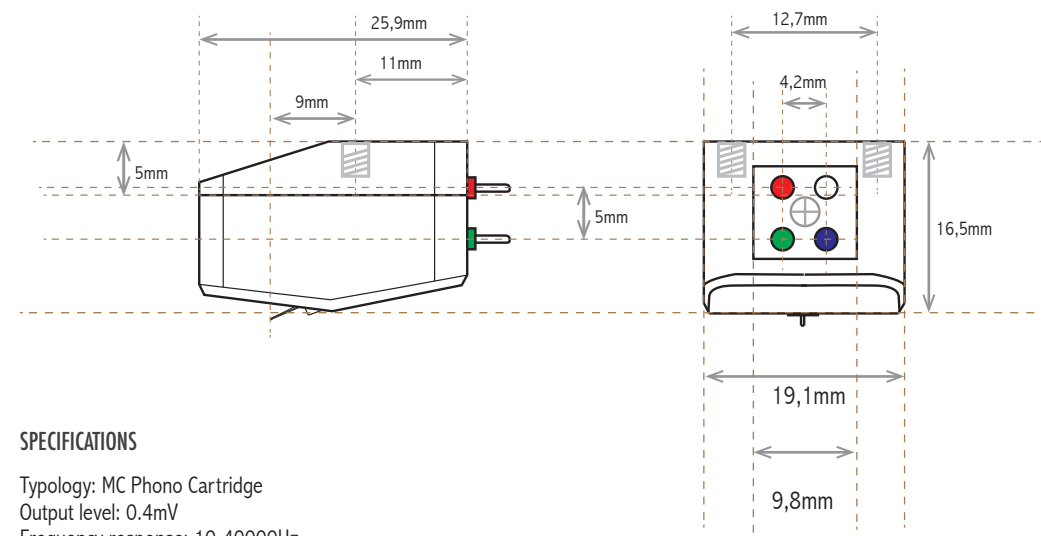


Tel. +39 0571 675005
www.goldnote.it

The **Machiavelli Gold MKII** is a High-Class low output MC phono cartridge features premium design Gold Note developed over the years of experience to get out the best out of any vinyl record. The Machiavelli Gold Boron extra rigid cantilever handles a high precision Line Contact diamond developed with Ogura, one of the world most famous professional Diamond manufacturer. The diamond stylus is inserted and blocked into the Boron cantilever handled by a telescopic pipe increases the coupling rigidity. The cantilever suspension is made by elastic no deformable harmonic steel spring rigidly blocked to eliminate vibrations enhancing the tracking ability of the cartridge the best. Besides, the increased lighted body of the cartridge, featuring only 10gram mass enables superb vibration control. The thin and long gold plated pin connectors enable the ideal contact with arm cinches; the good contact unable energy dispersion and better grounding for a more silent music background to reach all minor details listening to the music.

The Machiavelli Gold because the 30ohm high internal impedance and 0.4mV output level it can be easily matched with MC phono preamp correctly set-up without Step-Up transformers.

Please Note: to preserve the uniqueness all Machiavelli Gold cartridges have the serial number indelibly engraved in the recessed area of the top of the cartridge body.



SPECIFICATIONS

Typology: MC Phono Cartridge
 Output level: 0.4mV
 Frequency response: 10-40000Hz
 Impedance: 30Ω
 Suggested load: 470Ω
 Compliance: 10×10-6cm/dyne
 Channel separation: >28dB
 Suggested tracking weight: 1.8 to 2.1g
 Cantilever: Boron
 Diamond: Line Contact
 Diamond Size: 5×20μm
 Coil Wire: Copper
 Magnet: Samarium-Cobalt
 Mounting hole diamond distance: 9mm

Physical

Total weight: 10g



Tel. +39 0571 675005
www.goldnote.it